

Strings III

Indexing/Slicing/Length

- If `s` is a string variable,
- `s[p]` returns character at index `p`.
- `s[p:q]` returns slice from characters `p` to `q-1`.
- `len(s)` returns the length of `s` (number of characters)

Write a function called `total_seconds` that takes one string argument. This argument will be a string of the form "M:SS" where M is a number of minutes (a single digit) and SS is a number of seconds (2 digits). This function should calculate the total number of seconds in this amount of time and return it as an integer. (Don't need a for loop!)

```
def total_seconds(time):
```

Basic for loop

- To do "something" with every character in a string s:

```
for pos in range(0, len(s), 1):  
    # do something with s[pos]
```

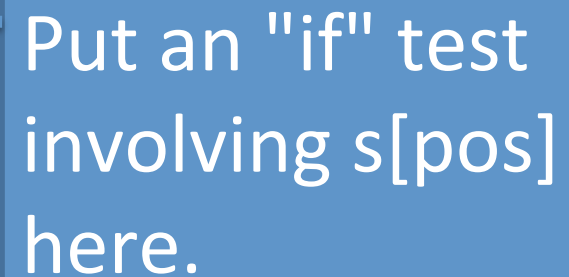
Basic counting for loop

```
total = 0
```

```
for pos in range(0, len(s), 1):
```

```
    if _____:
```

```
        total = total + 1
```



Put an "if" test involving `s[pos]` here.

Count the number of lowercase a's

```
total = 0
for pos in range(0, len(s), 1):
    if s[pos] == "a":
        total = total + 1
```

Count the number of any a's

```
total = 0
```

```
for pos in range(0, len(s), 1):
```

```
    if s[pos] == "a" or s[pos] == "A":
```

```
        total = total + 1
```

<code>s in t</code>	True if s is a substring in t
<code>s not in t</code>	False if s is a substring in t
<code>s.isalpha()</code>	True if s contains only letters
<code>s.isdigit()</code>	True if s contains only digits
<code>s.islower()</code>	True if s contains only lowercase letters
<code>s.isupper()</code>	True if s contains only uppercase letters
<code>s.isspace()</code>	True if s contains only whitespace.

Count the letters

```
total = 0
for pos in range(0, len(s), 1):
    if s[pos].isalpha()
        total = total + 1
```

Count the uppercase letters

```
total = 0
for pos in range(0, len(s), 1):
    if s[pos].isupper():
        total = total + 1
```

Count the vowels

```
total = 0
for pos in range(0, len(s), 1):
    if s[pos] in "aeiouAEIOU":
        total = total + 1
```

String concatenation

- Have string variables `s` and `t`:
- `s + t` gives you a new string with all the characters of `s` followed by all the characters of `t`.

What does this code do?

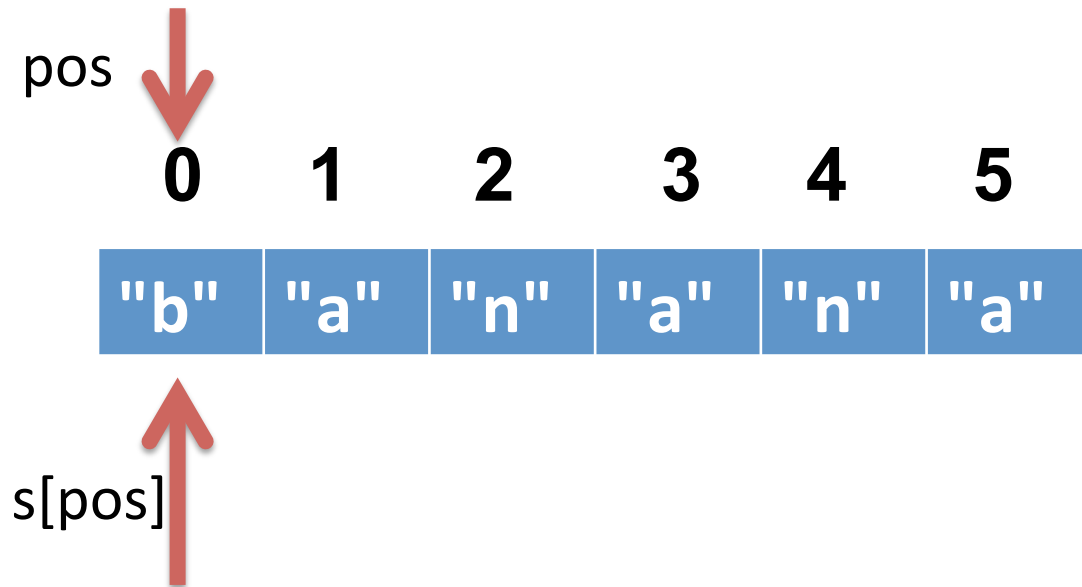
```
answer = ""  
for pos in range(0, len(s), 1):  
    answer = answer + s[pos]
```

```
s = "banana"
```

```
answer = ""
```

```
for pos in range(0, len(s), 1):
```

```
    answer = answer + s[pos]
```



1st iteration

pos: 0

s[pos]: "b"

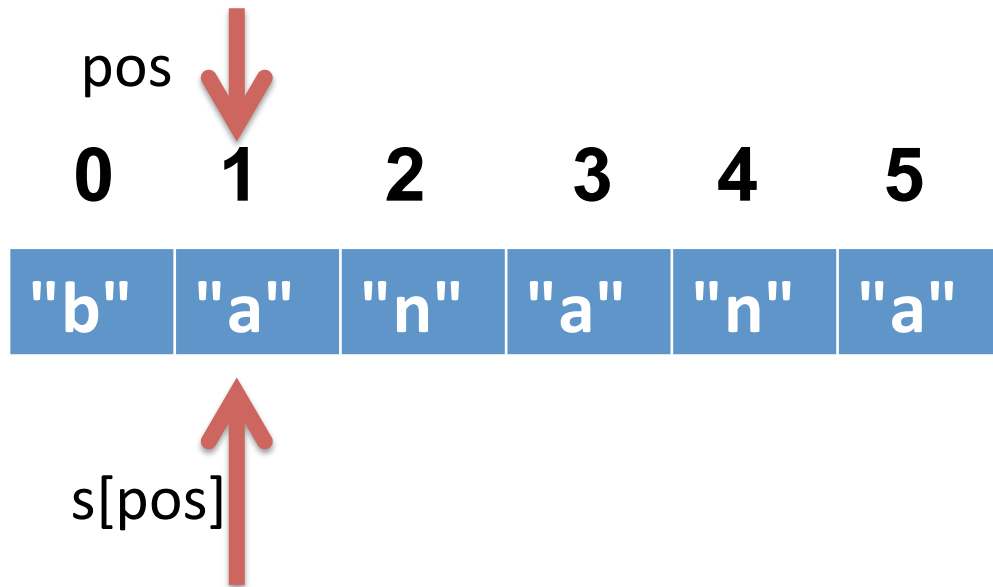
answer: "b"

```
s = "banana"
```

```
answer = ""
```

```
for pos in range(0, len(s), 1):
```

```
    answer = answer + s[pos]
```



2nd iteration

pos: 1

s[pos]: "a"

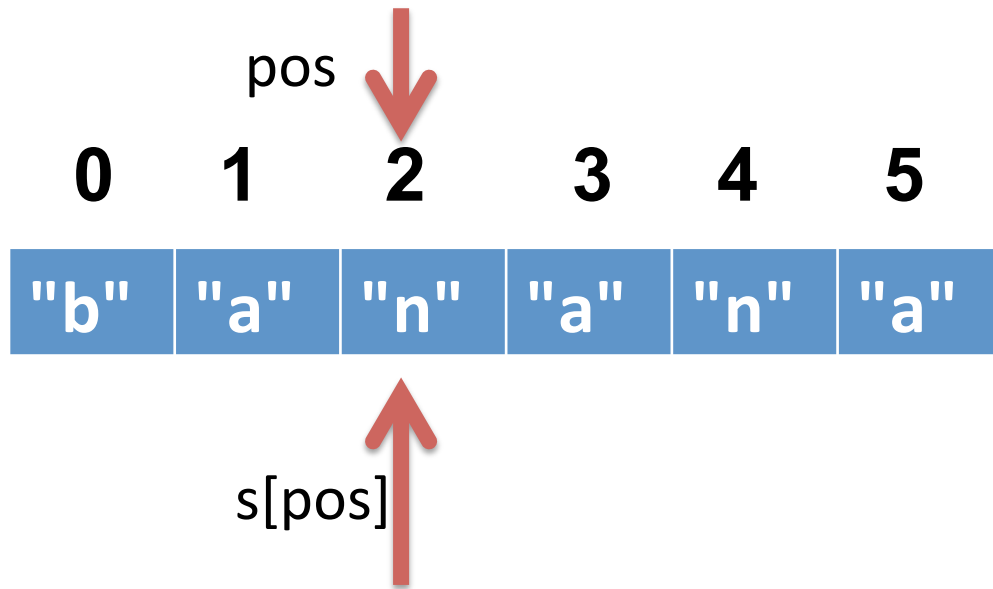
answer: "ba"

```
s = "banana"
```

```
answer = ""
```

```
for pos in range(0, len(s), 1):
```

```
    answer = answer + s[pos]
```



3rd iteration

pos: 2

s[pos]: "n"

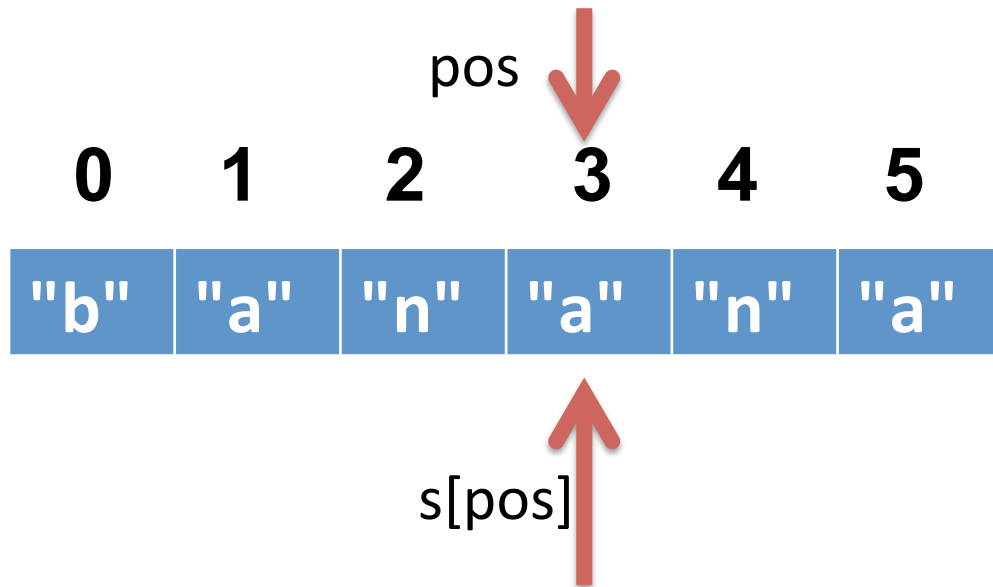
answer: "ban"


```
s = "banana"
```

```
answer = ""
```

```
for pos in range(0, len(s), 1):
```

```
    answer = answer + s[pos]
```



4th iteration

pos: 3

s[pos]: "a"

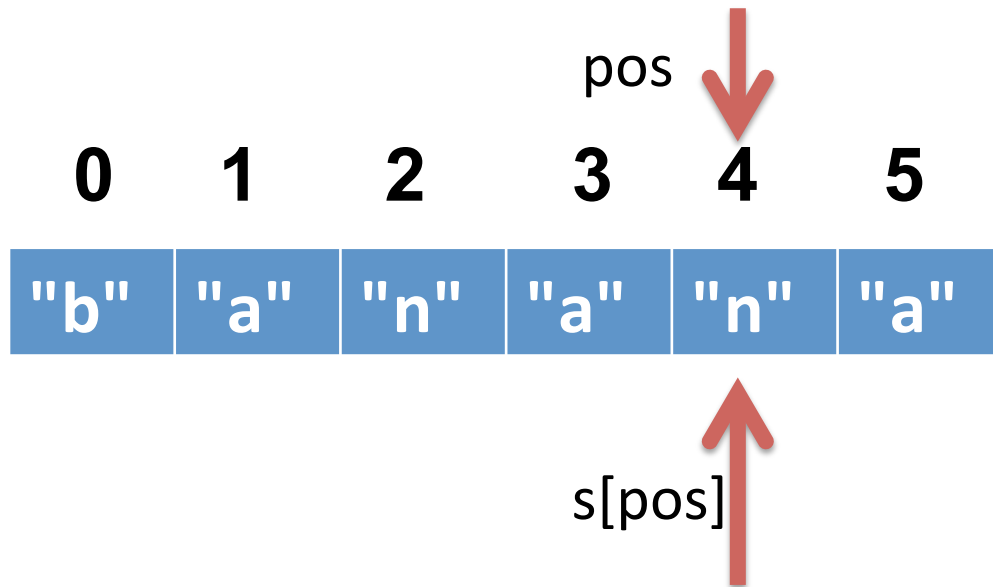
answer: "bana"

```
s = "banana"
```

```
answer = ""
```

```
for pos in range(0, len(s), 1):
```

```
    answer = answer + s[pos]
```



5th iteration

pos: 4

s[pos]: "n"

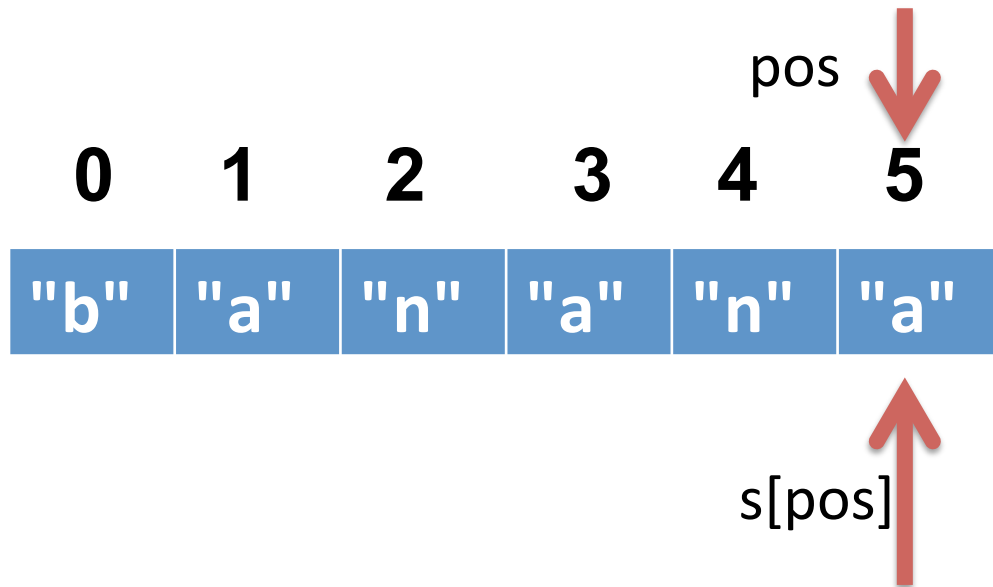
answer: "banan"

```
s = "banana"
```

```
answer = ""
```

```
for pos in range(0, len(s), 1):
```

```
    answer = answer + s[pos]
```



6th iteration

pos: 5

s[pos]: "a"

answer: "banana"

What does this do?

```
answer = ""  
for pos in range(0, len(s), 1):  
    if s[pos].isupper():  
        answer = answer + s[pos]
```

```
total = 0
```

COUNT

```
for pos in range(0, len(s), 1):  
    if <test s[pos] for something>:  
        total = total + 1
```

```
answer = ""
```

FILTER

```
for pos in range(0, len(s), 1):  
    if <test s[pos] for something>  
        answer = answer + s[pos]
```

```
def some_counting_function(s):
    total = 0
    for pos in range(0, len(s), 1):
        if <test s[pos] for something>:
            total = total + 1
    return total
```

COUNT

```
def some_filtering_function(s):
    answer = ""
    for pos in range(0, len(s), 1):
        if <test s[pos] for something>
            answer = answer + s[pos]
    return answer
```

FILTER

- Write a function called `count_digits` that returns the number of digits in a string.
 - `count_digits("abc123def5")` returns 4
- Write a function called `filter_digits` that returns only the digits from a string.
 - `filter_digits("abc123def5")` returns "1235"
- Write a function called `sum_digits` that returns the sum of all the digits in a string.
 - `sum_digits("abc123def5")` returns 30

- Write a function called `count_dups` that counts the number of back-to-back duplicated characters in a string.
 - `count_dups("balloon")` returns 2.
- Write a function called `count_unique` that counts the number of unique characters in a string.
 - `count_unique("abracadabra")` returns 5.
- Write a function called `reverse` that RETURNS (not prints) the reverse of string `s`.
 - `reverse("abc")` returns "cba"