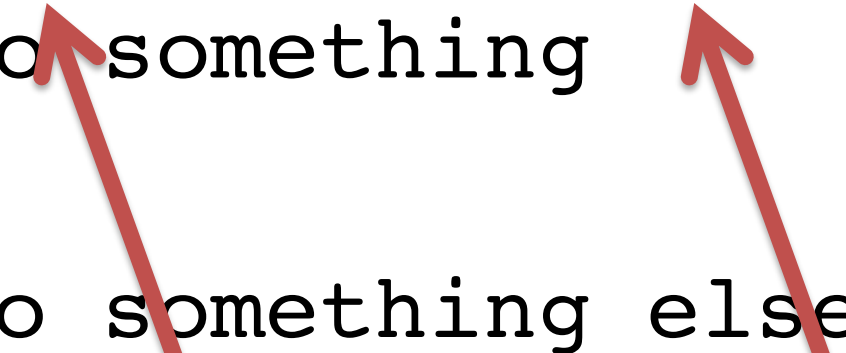


- Write a program that asks the user if they want to calculate the area of a square or a triangle. (The user will type in `square` or `triangle`.)
 - If they enter `square`, ask the user for the length of a side and print the area.
 - If they enter `triangle`, ask the user for the base and height and print the area.
- Write a program that lets the user type in two strings from the keyboard. The program will print which string comes first alphabetically. (Play around with this to figure out which sorts of strings come before other strings [i.e., letters, symbols, punctuation marks...])

Multiple tests at once

Multiple tests at once

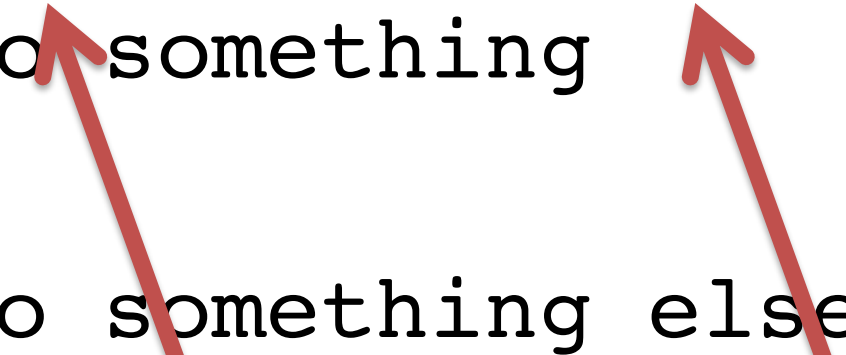
```
if _____ and _____ :  
    # do something  
else:  
    # do something else
```



Both individual tests must be **True** to make the entire if statement **True**.

Multiple tests at once

```
if _____ or _____ :  
    # do something  
else:  
    # do something else
```



Either (or both) individual tests must be **True** to make the entire if statement **True**.

TN passes a new law that says you can't drink once you reach the age of 80.

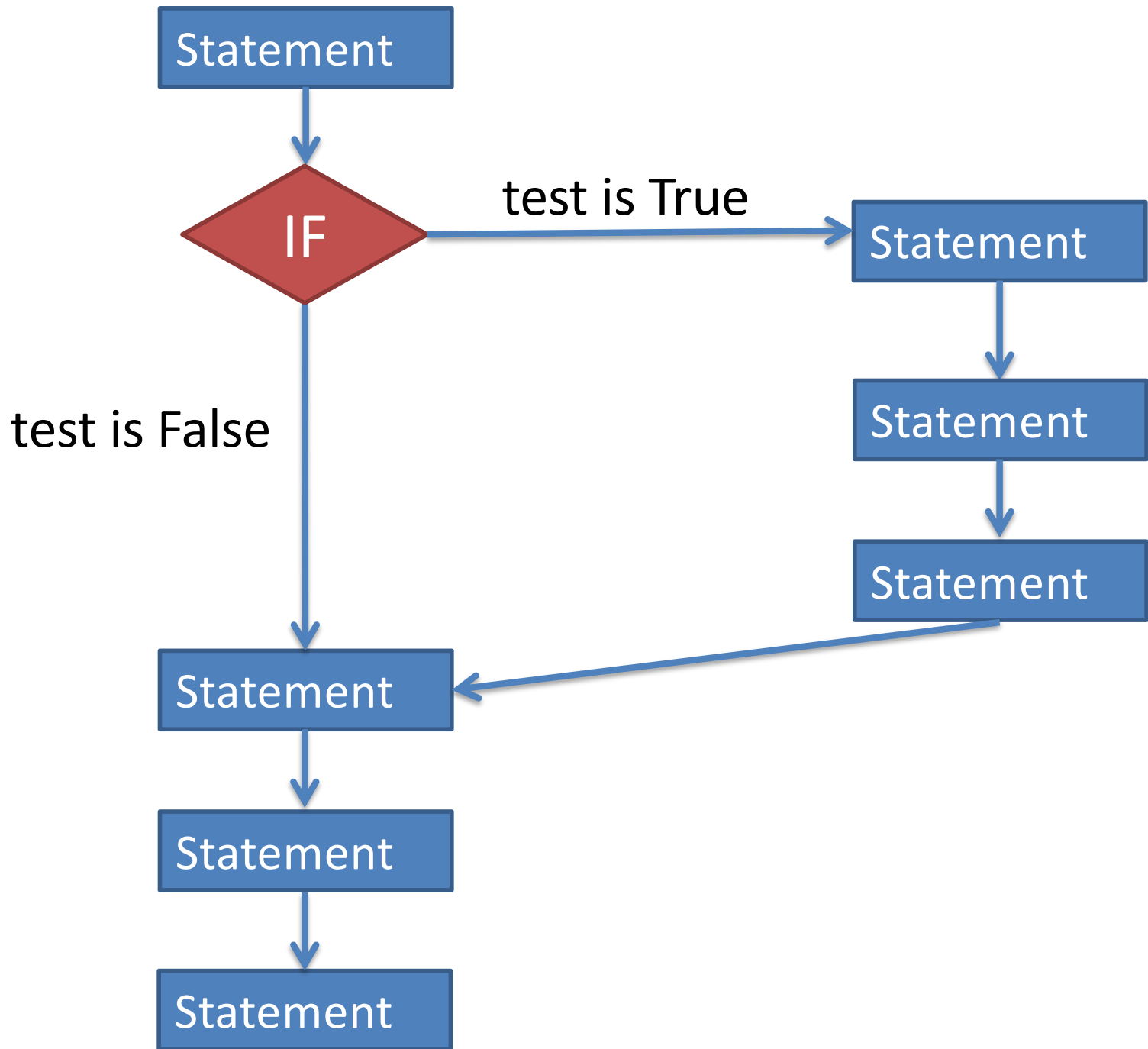
```
age = int(input("What is your age? "))
if _____ :
    print("You may drink!")
else:
    print("You can't drink!")
```

You're writing an app that monitors the thermostat in your house and alerts you if the house temperature drops to 50 degrees or rises to 90 degrees.

```
temp = read temperature somehow...
```

```
if _____ :  
    # send a temperature alert here  
    print("It's uncomfortable in here!")
```

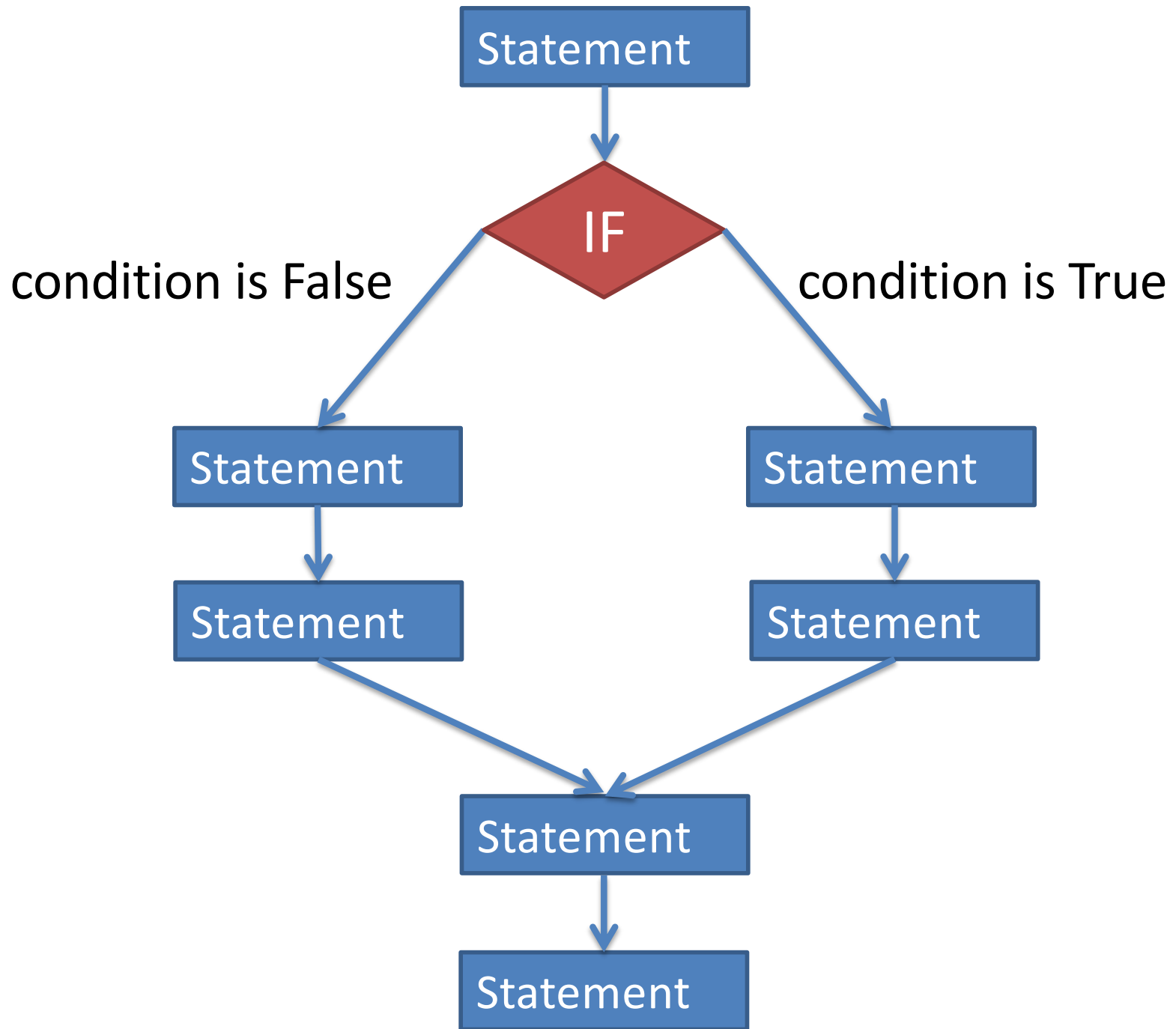
Comparison of if vs if-else




```
if condition :  
    statement  
    statement  
    more statements..
```

The *condition*
must be something
that is True or
False.

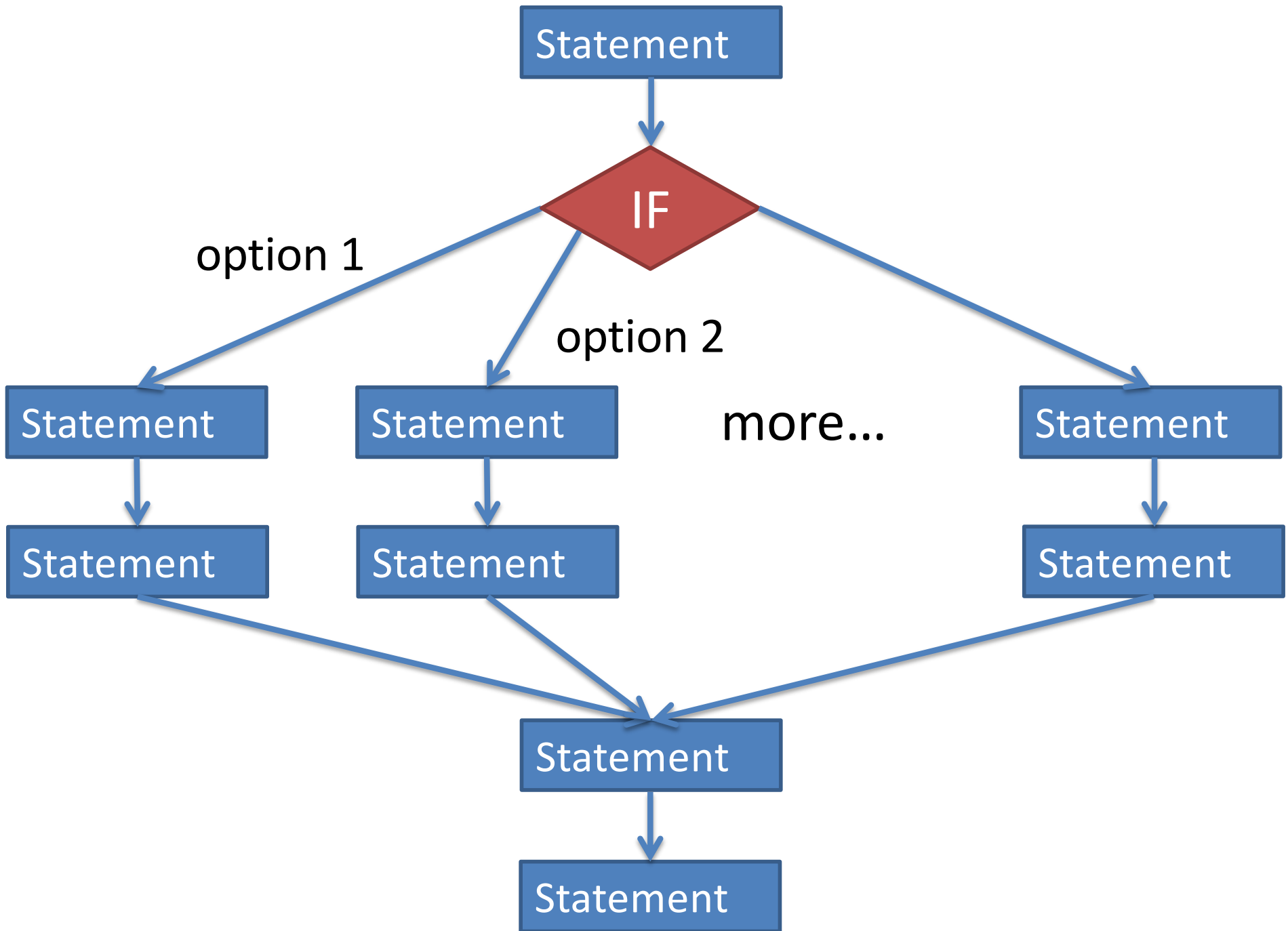
```
statement  
statement  
more statements..
```



```
if condition :  
    statement  
    more statements..
```

```
else :  
    statement  
    more statements..
```

```
more statements..
```



```
if condition1 :  
    statements..  
elif condition2 :  
    statements..  
elif condition3 :  
    statements..  
(etc)  
else :  
    statements..
```

- Python runs each test in a group in order, top to bottom.
- Once a test is found that is `True`, the corresponding statements are run, ***and the rest of the tests and statements are ignored.***

```
x = 5
if x < 2:
    print("A")
elif x < 6:
    print("B")
elif x < 10:
    print("C")
```

- Any new "if" creates a new group, independent of any previous if/elif/else.

```
x = 5
if x < 2:
    print("A")
elif x < 6:
    print("B")
elif x < 10:
    print("C")
```

```
x = 5
if x < 2:
    print("A")
elif x < 6:
    print("B")
if x < 10:
    print("C")
```

Let's say a class has a grading scale of:

A = 90 and above

B = 80-89

C = 70-79

D = 60-69

F = below 60

Two more things...

OK to mix **ands** and **ors**, but you should parenthesize them:

```
if (x > 10 and x < 100) or x < 0:
```

is different than

```
if x > 10 and (x < 100 or x < 0):
```

Consider when $x = -1$.

If you ever want to negate a test, you can use not:

```
if x > 3:  
    print("Yes!")
```

```
if not(x <= 3):  
    print("Yes!")
```

and/or/not can be combined in any fashion, using parentheses to specify how they should be interpreted.

- See lab handout